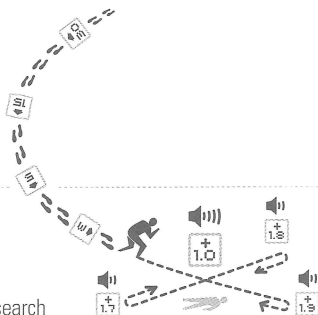


## 7 Coarse Search – move fast



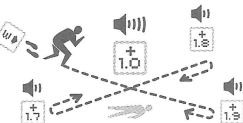
- Start a coarse search when a signal is detected
- Slow down as you get closer to the signal



## 8 Fine Search – move slow

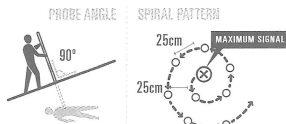


- Use a systematic bracketing pattern to find the closest point to the signal
- Have only one searcher doing the fine search




## 9 Pinpoint Using Probe

- Use a spiral probe pattern
- Leave probe in place



## 10 Dig as fast as possible; dig a large hole in a V shape

- Dig from below and toward the tip of the probe
- Change shovellers often
- Be careful near the end of the probe



## 11 Patient Care

- Clear the airway; stabilize ABCs
- Protect neck and spine
- Treat for injuries/shock/hypothermia
- Leave patient in hole where found if safe

**Call for Outside Help** only if extra rescuers are available or after everyone has been recovered

